

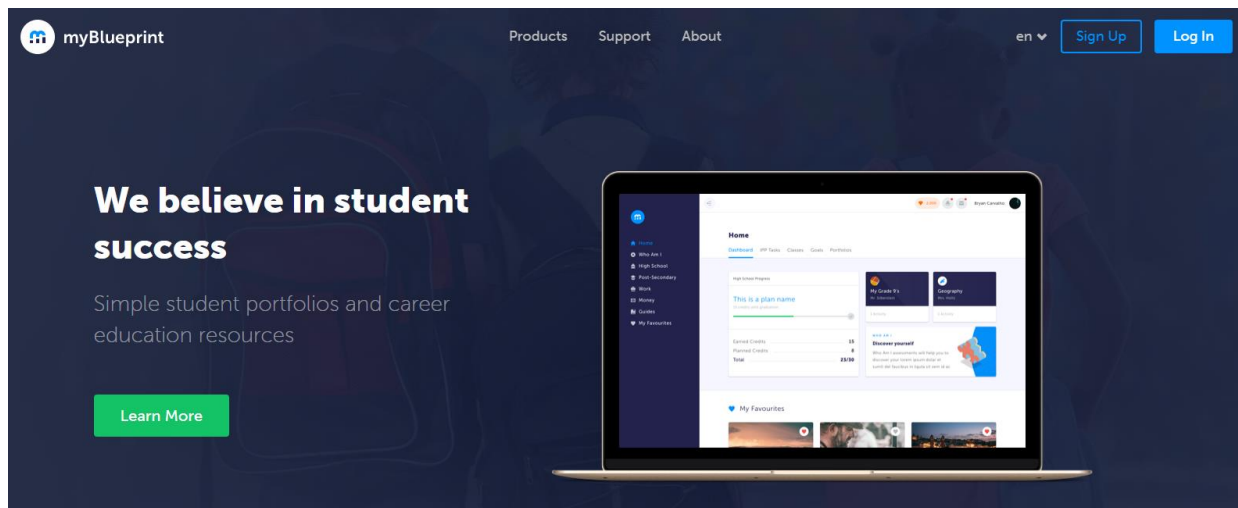
District Trade Programs – Preparation

There are three websites that students should take time exploring and getting to know. All of these websites have valuable information about specific trades and how apprenticeships work. Any student planning to apply to a district trade program should familiarize themselves with their specific trade and the apprenticeship model.

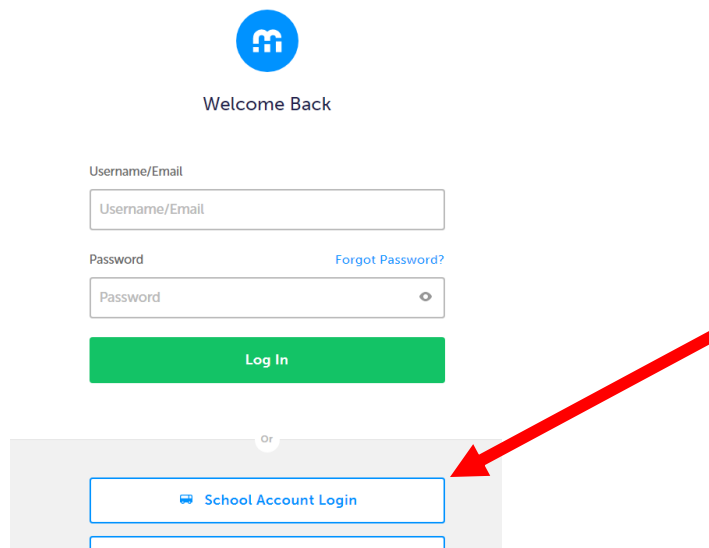
1. MyBlueprint.ca
2. Workbc.ca
3. Itabc.ca

How to Access myBlueprint For Trades and Apprenticeship Information

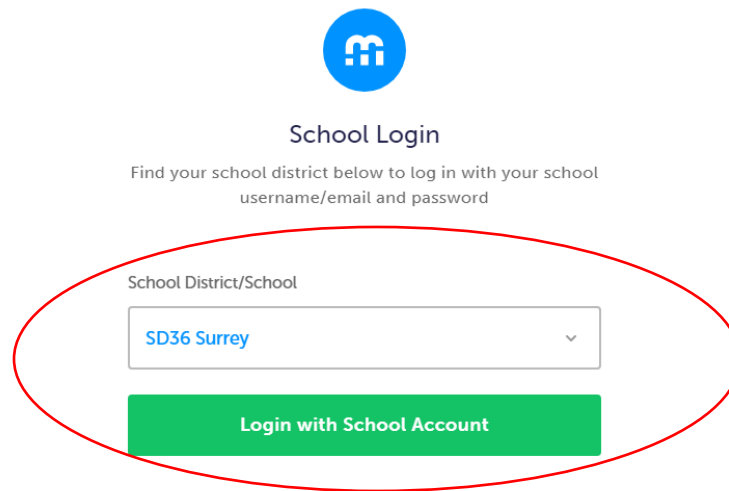
1. Go to myBlueprint.ca
2. Click login. It might look like 3 lines in the top right corner if you are using a phone.



3. Scroll down to “School Account Login”.

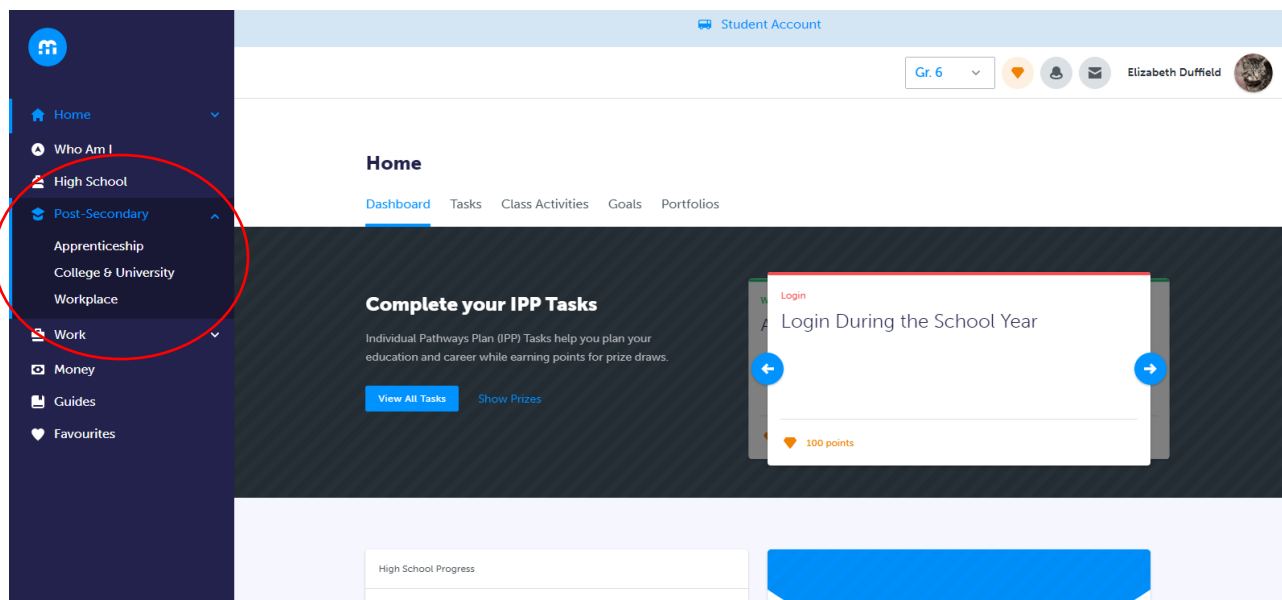


4. Select “SD36 Surrey” and then login.

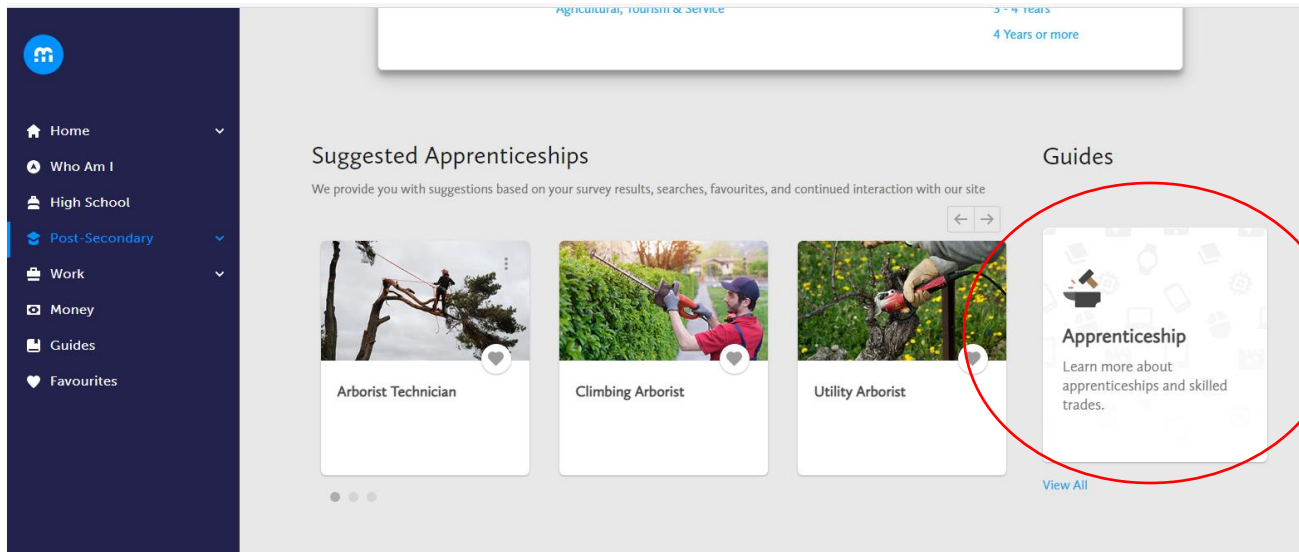


5. If this is your first time, you will need to enter your Surrey Schools Account login information.

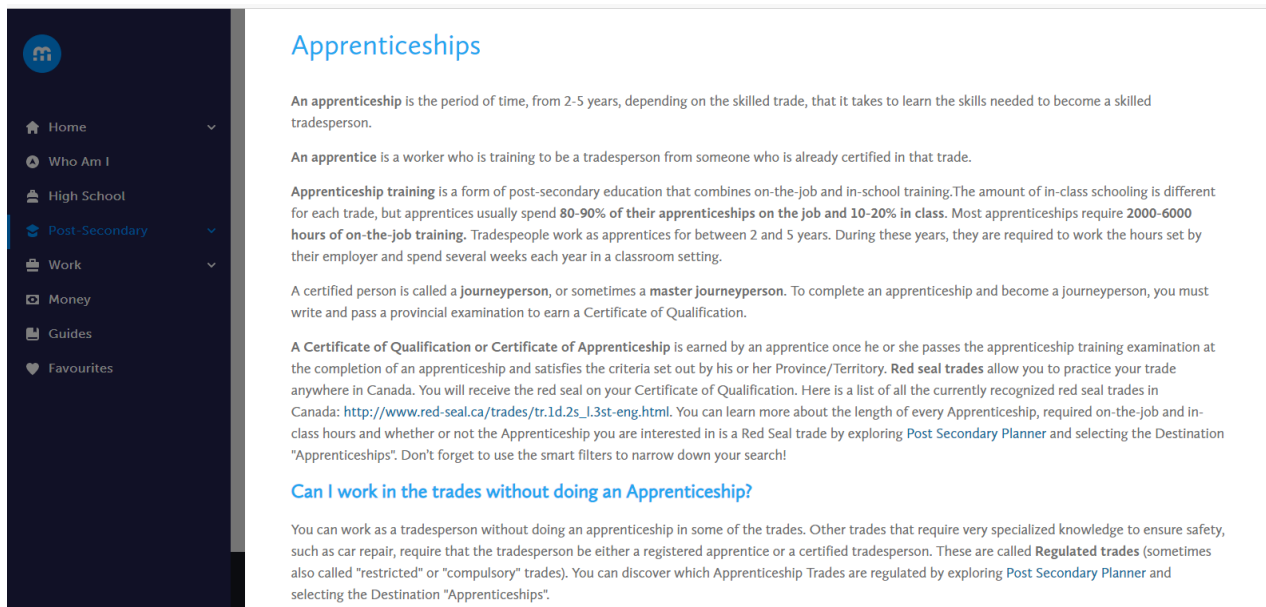
6. Once in, use the menu on the left hand side. Click on “Post-Secondary” and then, “Apprenticeships.”



7. Scroll down to where it says “Guides” and click on “Apprenticeship.”



8. Filter through the Tabs at the top to find information about the apprenticeship model. This is good information to know. **You will be asked about how apprenticeships work in your district trade interview.**



9. You can also look up information about any trade here.

The screenshot shows a search interface with a search bar containing the text 'carpenter'. A red arrow points to the search bar. Below the search bar is a 'Filters' overlay with the following table:

High School Plan	Industry Sector	Red Seal	Program Length
Kwantlen Park Secon...	Construction	No	Less than 1 Year
Panorama Ridge Sec...	Industrial Production & Maintenance	Yes	1 - 2 Years
Surrey Schools	Motive Power or Repair		2 - 3 Years
	Agricultural, Tourism & Service		3 - 4 Years
			4 Years or more

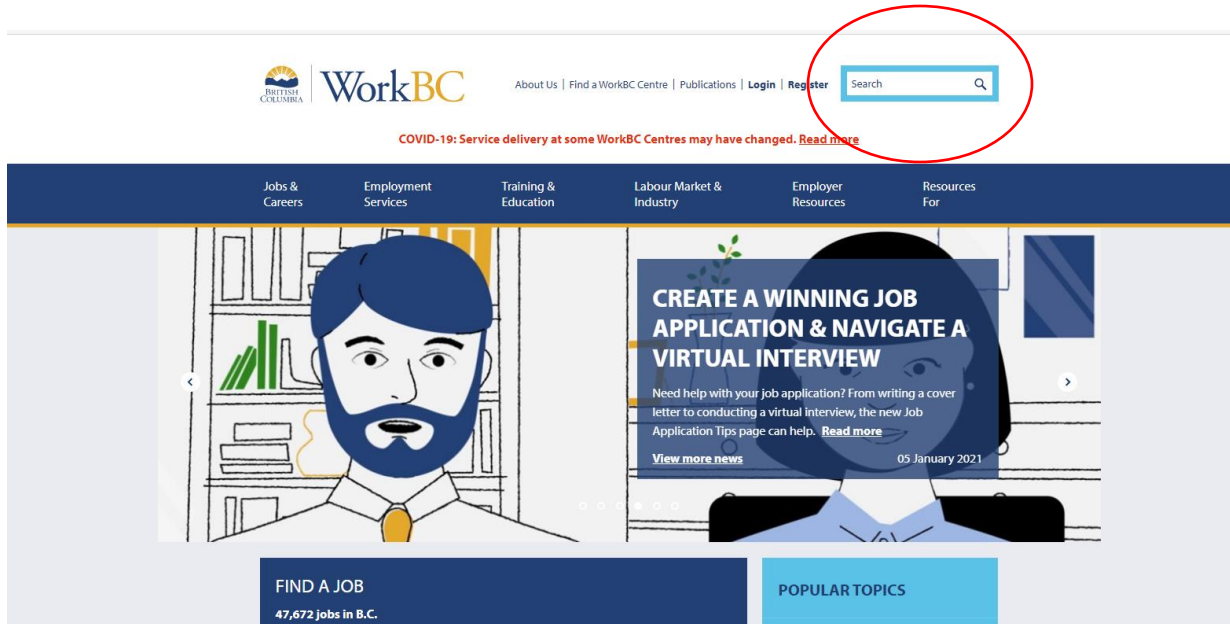
Below the filters, it says '1 results found for carpent' and 'Guides'. There is a small image of a carpenter and a 'Guides' card with an 'Apprenticeship' icon.

The screenshot shows the 'Carpenter' trade page. At the top, there is a 'Back' button and the title 'Carpenter'. Below the title are two buttons: 'Add to Favourites' and 'Add to Portfolio'. A navigation bar contains three tabs: 'Overview', 'Outlook', and 'Requirements'. The 'Overview' tab is circled in red. Below the navigation bar is the heading 'What do they do?' followed by a paragraph of text:

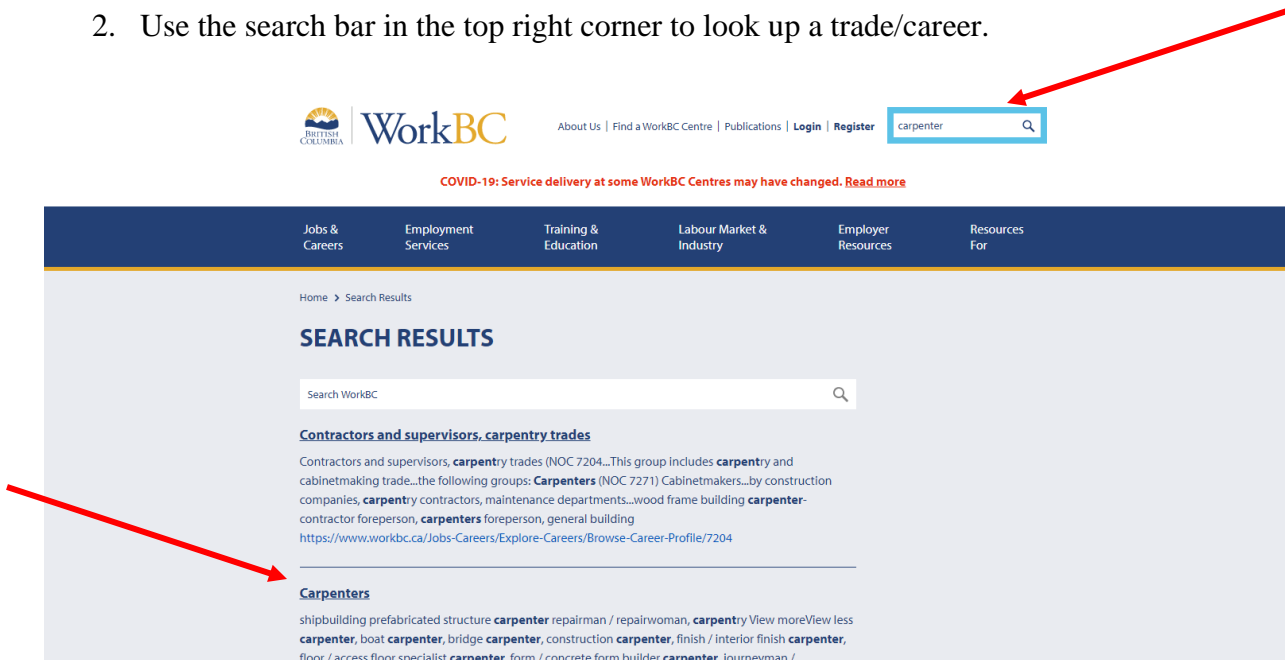
Carpenters build and repair a vast array of structures made of wood, wood-substitutes and other materials. Many work for construction companies, contractors and maintenance departments while others are self-employed. Carpenter is a nationally designated trade under the Inter-provincial Red Seal program. Carpenters assemble and erect forms for concrete, wood and metal frame construction and use plans and instruments to prepare for excavating and shoring. On smaller projects, they direct concrete placement, and install exterior and interior finish materials such as siding, doors, windows and cabinets.

How to look up Careers on Workbc.ca

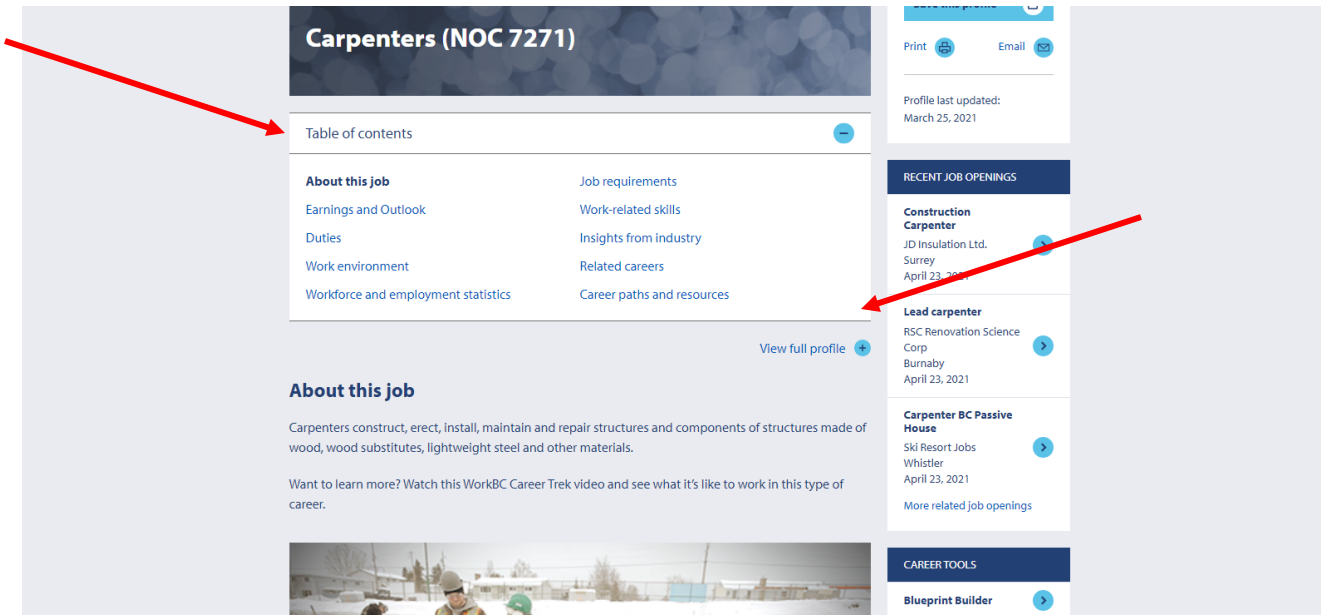
1. Go to workbc.ca



2. Use the search bar in the top right corner to look up a trade/career.

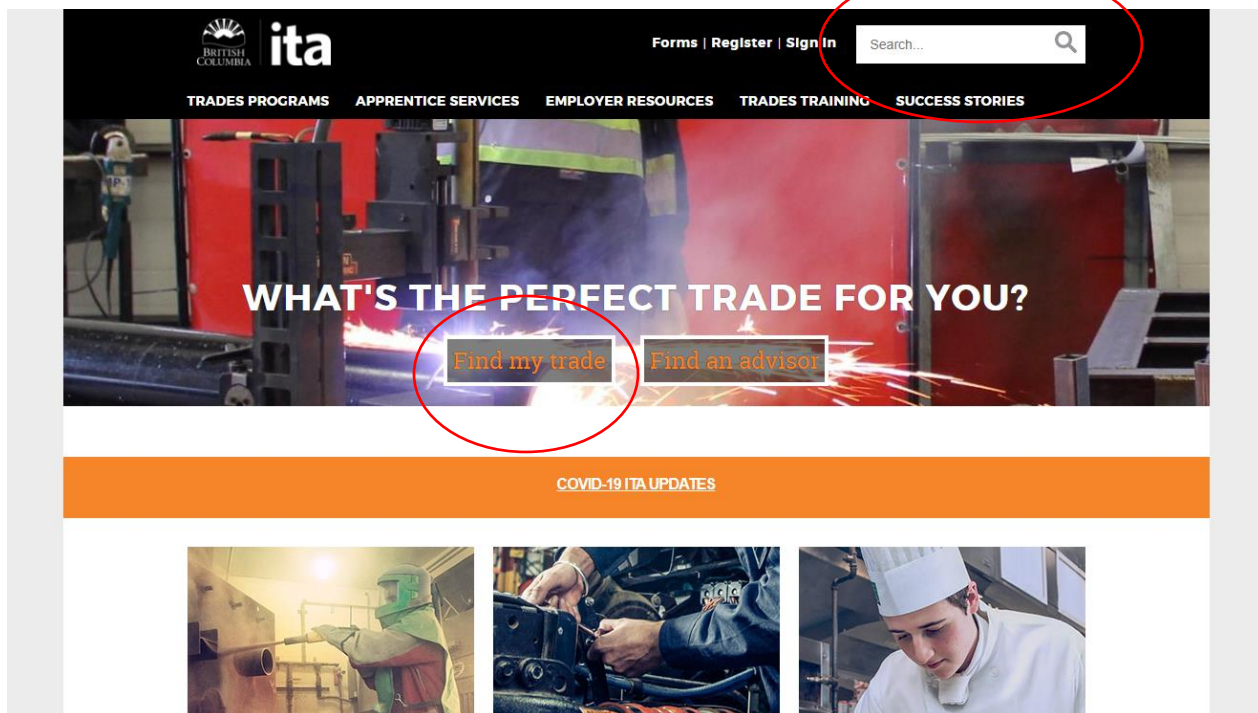


3. Use the table of contents to filter through information, or click on view full profile to get the full picture.



How to use the itabc.ca website to search information




1. Go to itabc.ca



2. You can either search a specific trade in the search bar in the top right, or click “Find My Trade” to scroll through the entire list. You can see here, which trades have a Red Seal certification.

TRADES PROGRAMS	APPRENTICE SERVICES	EMPLOYER RESOURCES	TRADES TRAINING	SUCCESS STORIES
Car Body Chimney tonnage	RED SEAL TRADE	NOT ACCEPTING APPLICATIONS AT THIS TIME	RED SEAL TRADE	RED SEAL TRADE
Carpenter RED SEAL TRADE	Climbing Arborist	Concrete Finisher RED SEAL TRADE	Construction Craft Worker (Labourer) RED SEAL TRADE	
Cook RED SEAL TRADE	Dairy Production Technician 1 NOT ACCEPTING APPLICATIONS AT THIS TIME	Diesel Engine Mechanic	Drywall Finisher	
Electrician Endorsement: Marine	Electrician, Construction RED SEAL TRADE	Electrician, Industrial RED SEAL TRADE	Embalmer	

3. Here you will find information about the program and training itself. Some good documents to look at are the “Transition Plan” which explains how this specific apprenticeship will work and which schools offer the program, or the “Guidebooks.”

TRADES PROGRAMS	APPRENTICE SERVICES	EMPLOYER RESOURCES	TRADES TRAINING	SUCCESS STORIES
			Level 3 (130 PDF KB)	
 Carpenter Guidebook (Current Program)	 Carpenter Guidebook (Harmonized Program)			
 Record Book				